

issues

SERVICE INSTRUCTION no. 2019/2 rev. 2 Combination with Kavanagh Bottom Ends

- 1. WITH REFERENCE TO:** Kubicek BB balloons registered in Australia.
- 2. DESCRIPTION:** This Service Instruction specifies the conditions for the safe combination of Kubicek* envelopes with parts manufactured by Kavanagh** Balloons as well as with parts manufactured by Cameron Balloons***.
- NOTE:**
- * "Kubicek" includes all BB balloon envelopes and parts included in type certification data sheets where Balóny Kubíček spol. s r.o. is the type certificate holder.
 - ** "Kavanagh" includes all parts included in type certification data sheets where Kavanagh Investment Trust is the type certificate holder.
 - *** "Cameron" includes all parts included in type certification data sheets where Cameron Balloons Ltd. is the type certificate holder.
- 3. APPLICABILITY:** All CASA approved Kubicek envelopes. Australian registered only.
- 4. REQUIRED ACTION:** As specified below.
- 5. DEADLINE FOR ACTION:** As required by operator.
- 6. ACTION CARRIED OUT BY:** Owner / Operator.
- 7. COST COVERED BY:** Owner / Operator.
- 8. NECESSARY MATERIAL:** Manuals, instructions, service bulletins, service instructions and all other airworthiness-related documents from Kubicek, Kavanagh and Cameron applicable to the parts actually used.
- 9. PROCESS:**
- A) GENERAL**
1. All parts must be approved by means of a Type Certificate issued by CASA.
 2. The operator shall ensure that each part is used in accordance with the manufacturer's instructions, and that the operational limitations or other instructions for each manufacturer's parts are observed while operating the balloon. Where the requirements between manufacturers vary, the more restrictive are to be followed.
 3. The operator shall ensure that each part is maintained in an airworthy condition in accordance with manufacturer's instructions. It is recommended that the operator ensures that he receives all necessary information (Service Bulletins, Airworthiness Directives etc.) that relate to parts used in a particular balloon.
 4. If requested, the operator shall provide Kubicek with the necessary information in accordance with A.2 and A.3 as well as copies of the confirmative certifying documents issued by the other part manufacturer's aviation authority.
 5. Any airworthiness directive or service bulletin issued by Kavanagh or Cameron that involves any part used on the actual balloon shall be considered mandatory. Airworthiness directives

and service bulletins from Kavanagh and/or Cameron applying to the envelope are not applicable

6. The operator shall provide Kubicek with details of the basket and burner in use.

B) BASKET

1. Kavanagh Flight Manual issue 1 (or later revision) must be used for basket limitations and operational procedures. For Kavanagh Basket Group¹ details, refer to *Table 8 - Baskets* in the Kavanagh Flight Manual.
2. The permitted number of passengers / number of cylinders prescribed by Kavanagh must be respected.
3. Kavanagh basket and Kavanagh burner load frame are to be used. For basket to load frame compatibility, refer to *Table 8 - Baskets* in the Kavanagh Flight Manual.
4. For certain envelope/load frame combinations, or when changing from one approved combination to another, envelope to load frame compatibility may need to be achieved by Kubicek supplying a specific set of envelope flying wires for the combination. Replacement of envelope flying wires can be performed by any approved repair station as per instructions contained in the Kubicek maintenance manual.
5. The balloon must never exceed the envelope maximum take-off weight prescribed by Kubicek, nor exceed the Gross Certificated Weight (GCW) for the Kavanagh Basket. For certain combinations marked as **MTW** in the *Approved Combinations of BB Envelopes and Baskets* table below, the Kubicek Envelope Weight Limit (Max. Takeoff Weight) must be reduced to the Kavanagh Basket Gross Certificated Weight (GCW) for the specific type of basket, listed here for reference:

Reduced Envelope Max. Takeoff Weight:





Kavanagh Basket Model Group ¹	Kavanagh Basket GCW (kg)
C	1400
D	1800
E	2200
F	2800
G	3700
H	4300

6. To determine fitment interchangeability for envelope to basket, the *Approved Combinations of BB Envelopes and Baskets* table in the Kubicek Flight Manual is replaced with the following table:

Approved Combinations of BB Envelopes and Baskets:

Kubicek Envelope Model	Kavanagh Basket Group ¹							
	A	B	C	D	E	F	G	H
BB12, BB12E								
BB16, BB16E								
BB17GP, BB17XR		RVS						
BB18E		RVS						
BB20, BB20ED, BB20E, BB20GP, BB20XR		RVS						
BB22, BB22D, BB22ED, BB22E, BB22N, BB22Z, BB22XR		RVS						
BB26, BB26D, BB26ED, BB26E, BB26N, BB26Z, BB26XR		RVS						
BB30D, BB30ED, BB30E, BB30N, BB30Z, BB30XR		RVS						
BB34D, BB34ED, BB34E, BB34Z		RVS	RV					
BB37D, BB37N, BB37Z		RVS	RV					
BB40D, BB40Z		RVS	RV					
BB42D, BB42Z		RVS	RV					
BB45D, BB45N, BB45Z			RV MTW	RV	RV			
BB51D, BB51Z				RV	RV			
BB60D, BB60N, BB60Z				RV MTW	RV			
BB64Z					RV	RV		
BB70D, BB70Z					RV MTW	RV		
BB78Z					RV MTW	RV		
BB85D, BB85Z					RV MTW	RV MTW		
BB92Z						RV MTW		
BB100D, BB100Z						RV MTW		
BB105P						RV MTW		
BB106P						RV MTW		
BB113P						RV MTW		
BB120P						RV MTW		
BB130P							RV MTW	
BB142P								RV MTW

Explanation:

	Approved Combination
	Rotation Vent must be fitted
	Rotation Vents must be fitted if using the following specific basket models: KLV1510, KOB1510, KOB1610, KOB1810
	Reduced Envelope Maximum Take-Off Weight

C) BURNER

1. For Kavanagh burners, Kavanagh Flight Manual issue 1 (or later revision) must be used for burner limitations and operational procedures. For Kavanagh Burner Group² details, refer to Table 10 - Burners - in the Kavanagh Flight Manual.
2. For Cameron burners, Cameron Flight Manual issue 10 (or later revision) must be used for burner limitations and operational procedures. For Cameron Burner Category³ details, refer to Table 8 - Burners - in the Cameron Flight Manual.
3. Modifications to fit Cameron burners to Kavanagh load frames, if required, should be performed by Kavanagh.
4. To determine fitment interchangeability for burners, the *Approved Combinations of BB Envelopes and Burners* table in the Kubicek Flight Manual is replaced with the following table:

Approved Combinations of BB Envelopes and Burners:

Kubicek Envelope Model	Kavanagh Burner Group ²									Cameron Burner Category ³			
	A	B	C	D	E	G	H	I	A	B	C	D	
BB12, BB12E													
BB16, BB16E													
BB17GP, BB17XR													
BB18E													
BB20, BB20ED, BB20E, BB20GP, BB20XR													
BB22, BB22D, BB22ED, BB22E, BB22N, BB22Z, BB22XR													
BB26, BB26D, BB26ED, BB26E, BB26N, BB26Z, BB26XR													
BB30D, BB30ED, BB30E, BB30N, BB30Z, BB30XR													
BB34D, BB34ED, BB34E, BB34Z													
BB37D, BB37N, BB37Z													
BB40D, BB40Z													
BB42D, BB42Z													
BB45D, BB45N, BB45Z													
BB51D, BB51Z													
BB60D, BB60N, BB60Z													
BB64Z													
BB70D, BB70Z													
BB78Z													
BB85D, BB85Z													
BB92Z													
BB100D, BB100Z													
BB105P													
BB106P													
BB113P													
BB120P													
BB130P													
BB142P													

Explanation:

	Approved Combination
--	----------------------

D) FUEL CYLINDERS

1. Fuel cylinders manufactured or approved by Kubicek, Kavanagh or Cameron are to be used.

10. BULLETIN TAKES EFFECT: 29 May, 2019

11. ENCLOSURES: None

Technical content of this document is approved under the authority of DOA No. EASA.21J.277.

On behalf of BALÓNY KUBÍČEK spol. s r.o.

Petr Kubíček, technical director

Date: 29 May, 2019



Ing. Petr Kubíček, technical director